



Technical performances

- Full bore ensured.
- Self cleaning ball.
- Low pressure drop.
- Silent.
- Removable Bonnet for cleaning or changing the ball with out disassembly out of the pipeline.
- Horizontal and vertical installation in the pipeline.

Applications

Pumping stations for clean, sewage wáter and loaded or viscous fluids.

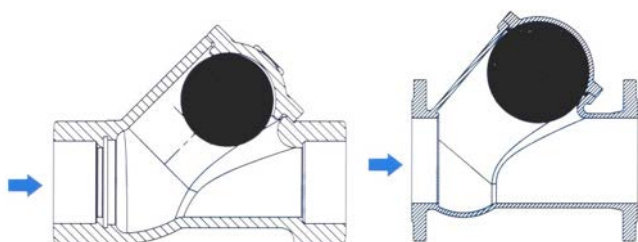
Technical data

- Range.
- Threaded ends from DN32 to DN80.
- Flanged ends from DN40 to DN300.
- Threaded type: BSP acc to ISO 228-1.
- Flanged type: EN 1092-2 PN16 and AS4087 (AS2129 Talbe E).
- Maximum working pressure 16bars.
- Operating temperaturás 10°C ~ 80°C.
- Seating acc to category A estándar ISO 5208.
- Minimum backpressure for tightness: 0.3bar to 0.5bar.
- Face to Face dimensions for flanged type according to EN-558-1 serie 48 (DIN3202 F6).

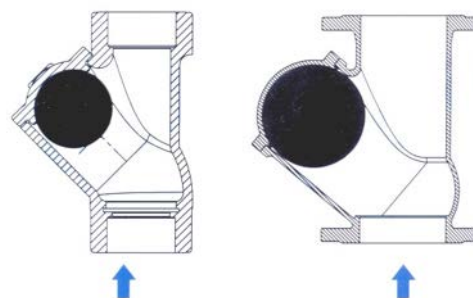
Hydraulic Test

- Seat: 1.1x normal pressure.
- Body: 1.5x normal pressure.

Mounting in pipeline

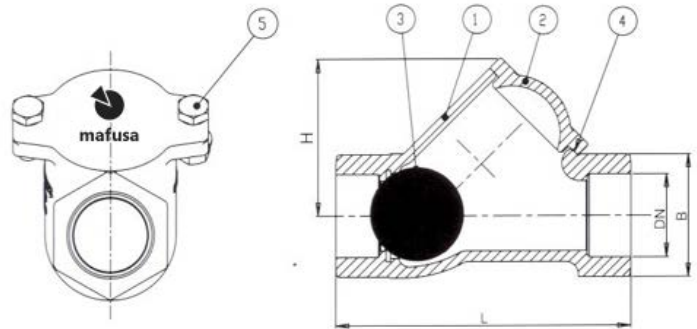


HORIZONTAL INSTALLATION



VERTICAL INSTALLATION

Threaded ball check valve



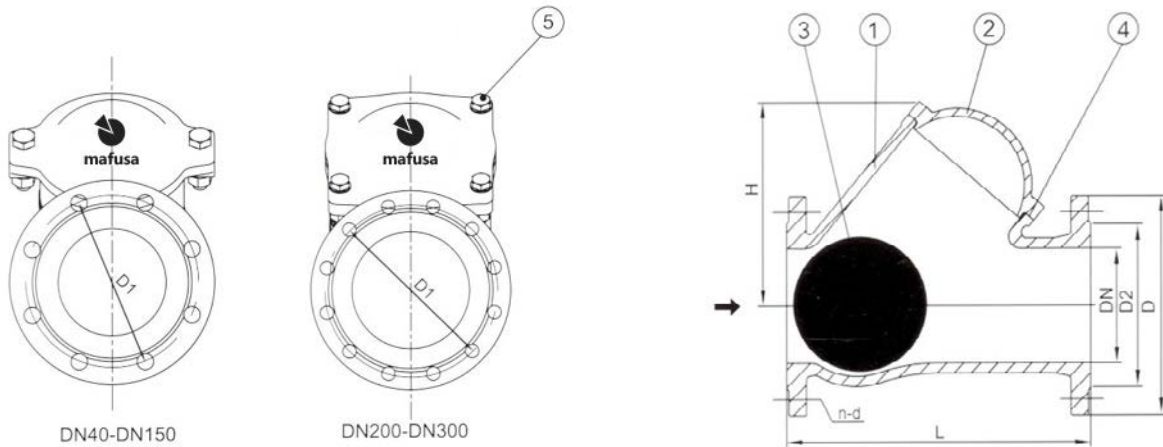
Dimensions

DN	L	B	H	WEIGHT
32	135	50	72	2
40	145	60	85	2
50	175	70	100	3
65	200	90	125	5
80	248	108	160	7.5

Materials

ITEM	PART NAME	MATERIAL
1	Body	Ductile Iron
2	Bonnet	Ductile Iron
3	Ball	Steel + NBR
		Steel + EPDM
4	Bonnet gasket	NBR / EPDM
5	Bolting	Stainless Steel

Flanged ball check valve



Dimensions

DN	L	D	D1	D2	n-d	b	H	WEIGHT
40	180	150	110	84	4-19	19	90	6
50	200	165	125	102	4-19	19	100	6.5
65	240	185	145	122	4-19	19	125	11.0
80	260	200	160	138	8-19	19	136	14.4
100	300	220	180	158,00	8-19	19	185	20.0
125	350	250	210	188,00	8-19	19	196	30.4
150	400	285	240	212,00	8-23	19	265	42.3
200	500	340	295	268,00	12-23	20	340	73.5
250	600	405	355	320,00	12-27	22	420	128.0
300	700	460	410	378,00	12-27	25	480	180.0